

Getting Started

Download the App



Download on the App Store

Android app coming soon



Power It On

Flip the switch



Pair It

Connect via Bluetooth



Play Ball!

No Wi-Fi Required

Sync Mode



Connect

Connect to Wi-Fi in Settings



Switch to Sync Mode

Change Score Type in Settings



Select Team

Select Team in Teams Tab



Customize!

Connect to Wi-Fi for Full Capability



DUGOUT SCOREBOARD

**REAL-TIME.
PORTABLE.
GAME-READY.**

*Made for Players
Design for Dugouts*



Welcome to the Dugout Scoreboard!



Please read these instructions prior to setting up your scoreboard.

We recommend performing the initial setup prior to in game use.

App & Scoreboard Setup

Step 1: Download the App

Scan the QR Code or search "Dugout Scoreboard" in your device's app store.

Step 2: Power On the Scoreboard

Flip the power switch located on the bottom of the scoreboard to the ON position.

The scoreboard will begin booting up.

Bootup takes approximately 30 seconds.

Step 3: Pair via Bluetooth

The app scans for nearby scoreboards.

Look for your unit labeled:

SCOREBOARD-XXXX

("XXXX" is your scoreboard's unique ID)

Pairing Window: will be active for 2 minutes after your scoreboard is powered on. After a device is paired it will be saved and you can connect anytime.

Wi-Fi Setup

For full customization, scoreboard must be connected to the internet and be on the same network as the app device.

Step 1: Go to settings

Located on the bottom of the app

Step 2: Open Wi-Fi management

Scroll down and select "Manage Networks"

Step 3: Connect

Locate your network and enter the password. Refresh the page to check connection status.

Note: Once a network is saved, it will auto-connect when your scoreboard is powered on.

Themes

Themes allow you to personalize the look and feel of the scoreboard by setting specific colors for each display element.

Selection

Themes can be selected from the drop down on the scoring tab or from the themes tab of the app.

Themes Tab

Themes can be created, edited or deleted from in the Themes Tab of the app.

Notes about Themes:

- Wi-Fi connection is required for creating and or editing a theme.
- Using a background Color, other than black, will increase power consumption, especially at high brightness levels.

Tip: Match display element to background color to hide.

Logos

The Logo Manager lets you upload custom **Images** or **GIFs** to display on your scoreboard.

Upload a Logo

Step 1: Go to Logos Tab

Step 2: Choose Photo or GIF

Step 3: Enter File Name

Selection Setting

A Logo can be set as:

- **"Startup"** - displayed when "Display Logo" is toggled on from the scoring Tab.
- or
- **"Homerun"** - displayed when "Display Homerun" is toggled on from the scoring Tab.

Note: Wi-Fi connection is required for uploading or changing logo selections.

Sync Mode

(Optional Beta Feature)

Sync Mode allows the scoreboard to automatically update using scoring data from platforms like gamechanger, iScore etc.

Important: This feature is optional - the scoreboard can and always will have the ability to be used manually. Dugout Scoreboard, LLC is not endorsed, partnered, or integrated in any way. This is an unofficial feature and cannot be guaranteed to function now or anytime in the future.

Change Score Type

Step 1: Go to Settings Tab





Step 2: Enter Required Credentials

Step 3: Change Score Type to desired platform

Step 4: When prompted, check your email for a verification code and enter it in the app.

When Sync Mode is enabled a small dot will appear on the bottom of the scoreboard.

Light indicator:

-  Red - Not Authenticated
-  Yellow - Authentication in Process
-  White - No Live Game
-  Green - Live Game Active

Step 5: When indicator turns white, Refresh Teams from the Teams Tab in the app.

Step 6: Locate and select desired team

Step 7: Ensure team has a live game

Notes about Sync:

- 2FA requirement depends on time of last login, and may not be required in all instances
- Game data may refresh with a 10-15 second delay after being recorded in the scoring app. Weak Wi-Fi signal may increase lag.
- Game is not "live" until the first pitch is recorded.
- "Refresh Teams" for newly followed teams.



About Us

Dugout Scoreboard was built by softball dads and coaches — for softball families.

We're a small team from Northeast Pennsylvania who spend most our time in dugouts and at ballfields. Over the years, we noticed players often had no clear way to see the score, inning, or outs — especially on fields without working scoreboards.

As scorekeeping moved to apps and streams, that information drifted out of the dugout. We built Dugout Scoreboard to bring it back — keeping players informed, connected, and in the moment.

Thank you for supporting Dugout Scoreboard!

Whether you're in the dugout, coaching on the field, or supporting from the sidelines, this scoreboard was built with one goal in mind: **bringing the game back to the players.**

Your purchase doesn't simply support a product, it supports the idea that players deserve to stay **connected to the game** they're playing, **together.**

We're proud to be a small part of your season, your team, and your time at the field.

From our family to yours, **thank you** for trusting us and for being part of the **Dugout Scoreboard** community!



 www.dugoutscoreboard.com

 help@dugoutscoreboard.com

 [DugoutScoreboard](https://www.facebook.com/DugoutScoreboard)

 [@dugoutscoreboard](https://www.instagram.com/dugoutscoreboard)

From the Dugout

Real-Game Day Use

Before every game, I hang the scoreboard in the dugout and display our animated team logo. It's become part of our routine — players notice it, parents ask about it, and the dugout instantly feels like our space.

My team expects it now. They don't have to guess where the game stands, which helps them stay focused and confident from start to finish.

Even umpires notice. More than once they've stopped between innings to ask about it — and that's when you know it's doing something right.

Dugout Scoreboard was built to bring the game back into the players' hands — and it's doing exactly that.



- Coach & Creator,
Dugout Scoreboard, LLC

What's in the Box?

Your Dugout Scoreboard is simple, compact and ready to go.

Here's what's included:

- Dugout Scoreboard Unit
- USB Charging Cable